



ISHA DESIGNZ

Specialize In
Stylish Office & Hotel Furniture



PRODUCT CATALOGUE
Lounge Series 2024

MATCHLESS SOFT SEATINGS



“Escape Into Comfort With Our Lounge Chairs - A Fusion Of Contemporary Design And Unwavering Relaxation.”

EXPERIENCE THE LUXURIOUS SEATING





Dimension : 700 X 430 X 440mm
(Width X Height X Seat Depth)
Body : The body is made of MS frame & PU foam is
moulded over it.
Foam : Moulded foam has a density of 45kg/m³ (approx)
Model - Suri : 10,500/-



Dimension : 605 X 405 X 435mm
(Width X Height X Seat Depth)
Body : The body is made of MS frame & PU foam is moulded over it.
Foam : Moulded foam has a density of 45kg/m³ (approx)
Model - Zeal : 10,500/-



Dimension : 605 X 390 X 430mm
(Width X Height X Seat Depth)
Body : The body is made of MS frame & PU foam is moulded over it.
Foam : Moulded foam has a density of 45kg/m³ (approx)
Model - Jati : 10,500/-





- Dimension : 420 X 180 X 340mm
(Width X Height X Seat Depth)
- Body : The body is made of MS frame & PU foam is moulded over it.
- Foam : Moulded foam has a density of 45kg/m³ (approx)
- Breeze : 9,500/-



Dimension : 570 X 450 X 440mm
(Width X Height X Seat Depth)
Body : The body is made of MS frame & PU foam is
moulded over it.
Foam : Moulded foam has a density of 45kg/m³ (approx)
Model - Sage : 10,500/-



Dimension : 625 X 490 X 405mm
(Width X Height X Seat Depth)
Body : The body is made of MS frame & PU foam is moulded over it.
Foam : Moulded foam has a density of 45kg/m³ (approx)
Model - Amiya : 11,000/-



AMIYA



Dimension : 720 X 440 X 495mm
(Width X Height X Seat Depth)
Body : The body is made of MS frame & PU foam is moulded over it.
Foam : Moulded foam has a density of 45kg/m³ (approx)
Model - Sinu : 11,000/-



SINU



Dimension : 645 X 370 X 425mm
(Width X Height X Seat Depth)
Body : The body is made of MS frame & PU foam is moulded over it.
Foam : Moulded foam has a density of 45kg/m³ (approx)
Flamingo : 12,500/-



Dimension : 750 X 475 X 475mm
(Width X Height X Seat Depth)
Body : The body is made of MS frame & PU foam is
moulded over it.
Foam : Moulded foam has a density of 45kg/m³ (approx)
Model - Tishy : 12,500/-

TISHY



Dimension : 790 X 400 X 515mm
(Width X Height X Seat Depth)
Body : The body is made of MS frame & PU foam is
moulded over it.
Foam : Moulded foam has a density of 45kg/m³ (approx)
Model - Luv : 12,500/-




Dimension : 630 X 435 X 445mm
(Width X Height X Seat Depth)
Body : The body is made of MS frame & PU foam is
moulded over it.
Foam : Moulded foam has a density of 45kg/m³ (approx)
Model - Riona : 11,000/-



Dimension : 680 X 600 X 425mm
(Width X Height X Seat Depth)
Body : The body is made of MS frame & PU foam is
moulded over it.
Foam : Moulded foam has a density of 45kg/m³ (approx)
Model - Poshha: 18,000/-



Dimension : 730 X 440 X 505mm
(Width X Height X Seat Depth)
Body : The body is made of MS frame & PU foam is
moulded over it.
Foam : Moulded foam has a density of 45kg/m³ (approx)
Model - Keta : 12,500/-



KETA

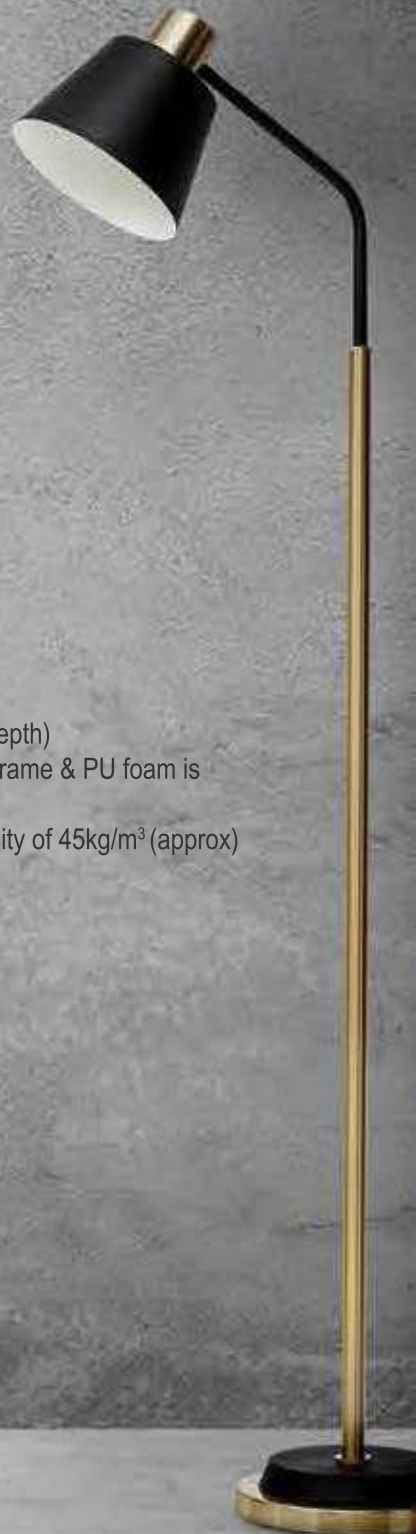


Dimension : 780 X 390 X 485mm
(Width X Height X Seat Depth)
Body : The body is made of MS frame & PU foam is
moulded over it.
Foam : Moulded foam has a density of 45kg/m³ (approx)
Model - Dantin: 14,000/-



ISHA DESIGNZ

Dimension : 630 X 385 X 440mm
(Width X Height X Seat Depth)
Body : The body is made of MS frame & PU foam is
moulded over it.
Foam : Moulded foam has a density of 45kg/m³ (approx)
Model - Smile : 12,000/-





BINGO



Dimension : 570 X 390 X 455mm
(Width X Height X Seat Depth)
Body : The body is made of MS frame & PU foam is moulded over it.
Foam : Moulded foam has a density of 45kg/m³ (approx)
Model - Bingo : 12,000/-



Dimension : 670 X 620 X 415mm
(Width X Height X Seat Depth)
Body : The body is made of MS frame & PU foam is moulded over it.
Foam : Moulded foam has a density of 45kg/m³ (approx)
Sky HB : 14,000/-



Dimension : 690 X 440 X 435mm
(Width X Height X Seat Depth)
Body : The body is made of MS frame & PU foam is moulded over it.
Foam : Moulded foam has a density of 45kg/m³ (approx)
SKY MB : 13,000/-

SKY MB

SKY HB



Dimension : 625 X 405 X 435mm
(Width X Height X Seat Depth)
Body : The body is made of MS frame & PU foam is
moulded over it.
Foam : Moulded foam has a density of 45kg/m³ (approx)
Model - Quill : 11,000/-



Dimension : 840 X 410 X 475mm
(Width X Height X Seat Depth)
Body : The body is made of MS frame &
PU foam is moulded over it.
Foam : Moulded foam has a density of
45kg/m³ (approx)
Model - Haya : 12,500/-



SHA DESIGNZ



STEPHEN



Dimension : 675 X 430 X 390mm
(Width X Height X Seat Depth)
Body : The body is made of MS frame & PU foam is
moulded over it.
Foam : Moulded foam has a density of 45kg/m³ (approx)
Stephen : 13,500/-

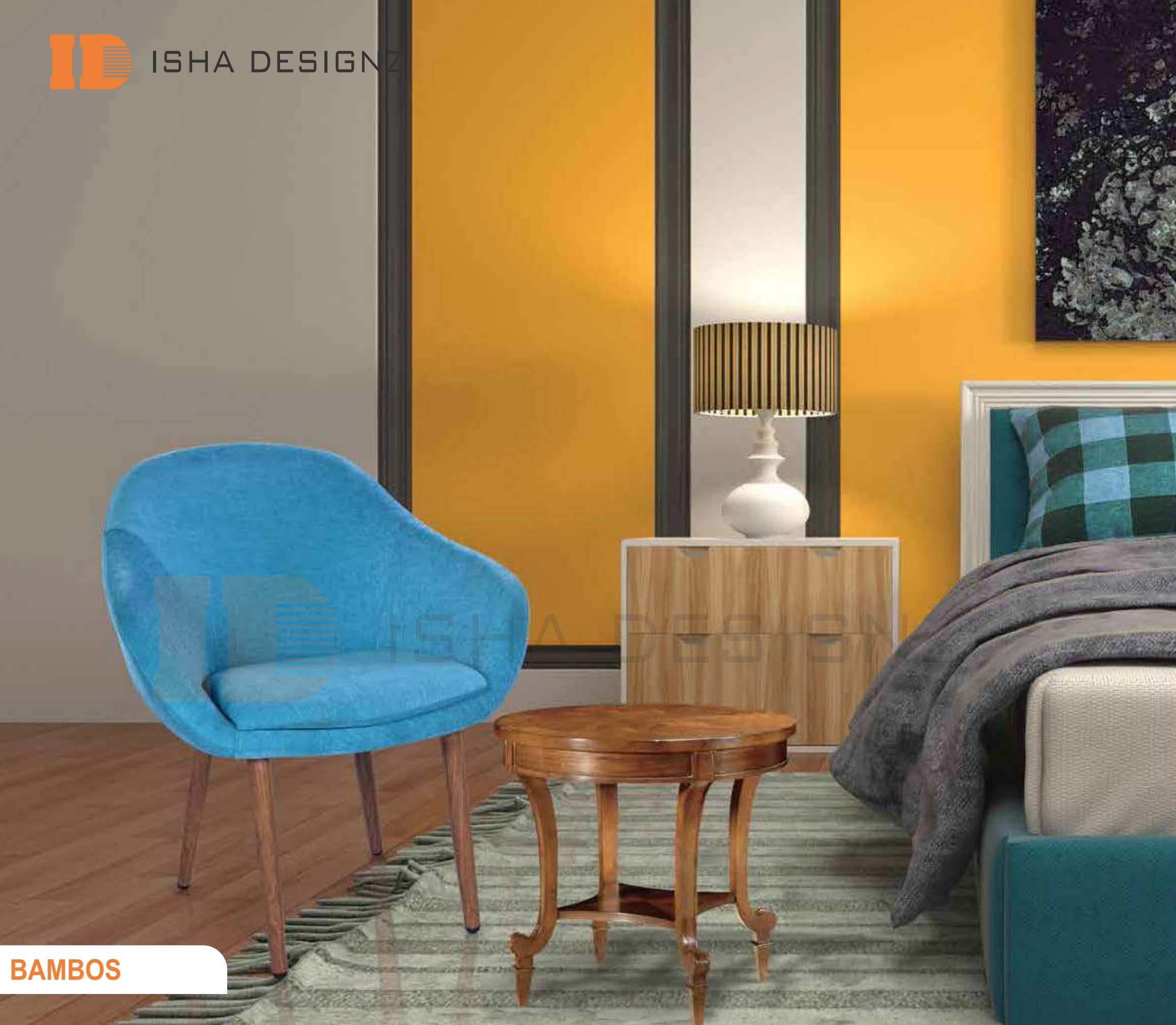


Dimension : 800 X 810 X 475mm
(Width X Height X Seat Depth)
Body : The body is made of MS frame & PU
foam is moulded over it.
Foam : Moulded foam has a density of 45kg/
m³ (approx)
Model - Fairy : 28,000/-



Dimension : 770 X 630 X 480mm
(Width X Height X Seat Depth)
Body : The body is made of MS frame &
PU foam is moulded over it.
Foam : Moulded foam has a density of
45kg/m³ (approx)
President : 25,500/-

PRESIDENT



Dimension : 740 X 630 X 455mm
(Width X Height X Seat Depth)
Body : The body is made of MS frame & PU foam is moulded over it.
Foam : Moulded foam has a density of 45kg/m³ (approx)
Bambos : 14,000/-



Dimension : 630 X 475 X 480mm
(Width X Height X Seat Depth)
Body : The body is made of MS frame & PU
foam is moulded over it.
Foam : Moulded foam has a density of 45kg/m³
(approx)
Model - City : 12,500/-

CITY



Dimension : 620 X 420 X 420mm
(Width X Height X Seat Depth)
Body : The body is made of MS frame & PU foam is moulded over it.
Foam : Moulded foam has a density of 45kg/m³ (approx)
Model - Diva : 14,000/-



Dimension : 470 X 370 X 400mm
(Width X Height X Seat Depth)
Body : The body is made of MS frame & PU foam is moulded over it.
Foam : Moulded foam has a density of 45kg/m³ (approx)
Madraid : 10,500/-



DIVA

MADRAID



Model - Stellar : 28,000/-



Dimension : 410 X 420 X 410mm
(Width X Height X Seat Depth)
Body : The body is made of MS frame & PU foam is moulded over it.
Foam : Moulded foam has a density of 45kg/m³ (approx)
Sumer : 12,000/-

STELLAR

SUMER

Dimension : 460 X 460 X 380mm
(Width X Height X Seat Depth)
Body : The body is made of MS frame &
PU foam is moulded over it.
Foam : Moulded foam has a density of
45kg/m³ (approx)
Model - Dusk : 11,000/-





Dimension : 610 X 300 X 470mm
(Width X Height X Seat Depth)
Body : The body is made of MS frame & PU foam is
moulded over it.
Foam : Moulded foam has a density of 45kg/m³ (approx)
Model - Saint : 11,000/-



Dimension : 810 X 750 X 510mm
(Width X Height X Seat Depth)
Body : The body is made of MS frame & PU foam is moulded over it.
Foam : Moulded foam has a density of 45kg/m³ (approx)
Brisbane HB : 19,500/-

BRISBANE HB

Dimension : 810 X 565 X 510mm
(Width X Height X Seat Depth)
Body : The body is made of MS frame & PU foam is moulded over it.
Foam : Moulded foam has a density of 45kg/m³ (approx)
Brisbane MB : 18,500/-

BRISBANE MB

Dimension : 890 X 710 X 510mm
(Width X Height X Seat Depth)
Body : The body is made of MS frame &
PU foam is moulded over it.
Foam : Moulded foam has a density of
45kg/m³ (approx)
Model - Crown : 28,000/-





Dimension : 510 X 270 X 390mm
(Width X Height X Seat Depth)
Body : The body is made of MS frame & PU foam is moulded over it.
Foam : Moulded foam has a density of 45kg/m³ (approx)
Model - Yuvi : 10,000/-



Dimension : 460 X 440 X 430mm
(Width X Height X Seat Depth)
Body : The body is made of MS frame & PU foam is
moulded over it.
Foam : Moulded foam has a density of 45kg/m³ (approx)
Milanese : 12,000/-



Code No.: LC-37



Dimension : 620 X 370 X 400mm
(Width X Height X Seat Depth)
Body : The body is made of MS frame & PU foam is moulded over it.
Foam : Moulded foam has a density of 45kg/m³ (approx)
Model - Cup : 10,500/-



CUP

MYRA



Dimension : 795 X 400 X 465mm
(Width X Height X Seat Depth)
Body : The body is made of MS frame & PU foam is moulded over it.
Foam : Moulded foam has a density of 45kg/m³ (approx)
Model - Myra : 14,000/-



Dimension : 625 X 300 X 440mm
(Width X Height X Seat Depth)
Body : The body is made of MS frame & PU foam is moulded over it.
Foam : Moulded foam has a density of 45kg/m³ (approx)
Model - Oasis : 9,000/-



Dimension : 710 X 685 X 595mm
(Width X Height X Seat Depth)
Body : The body is made of MS frame & PU foam is moulded over it.
Foam : Moulded foam has a density of 45kg/m³ (approx)
Diamond : 26,000/-

OASIS

DIAMOND

Dimension : 460 X 520 X 385mm
(Width X Height X Seat Depth)
Body : The body is made of MS frame & PU foam is moulded over it.
Foam : Moulded foam has a density of 45kg/m³ (approx)
Model - Rig : 7,500/-



Dimension : 620 X 410 X 455mm
(Width X Height X Seat Depth)
Body : The body is made of MS frame & PU foam is moulded over it.
Foam : Moulded foam has a density of 45kg/m³ (approx)
Model - Damo : 12,000/-



RIG

Address : E-116, 1st Floor Ansa Industrial Estate, Saki Vihar Road,
Sakinaka, Andheri East, Mumbai 400072.
Email : ishadesignz@gmail.com
sales@ishadesignz.com
Website : www.ishadesignz.com
Mob: +91 98216 46363 / 93226 92949 / +91 022 4005 0100



DAMO